

BCI

CENTRAL

FORECASTER



VICTORIA

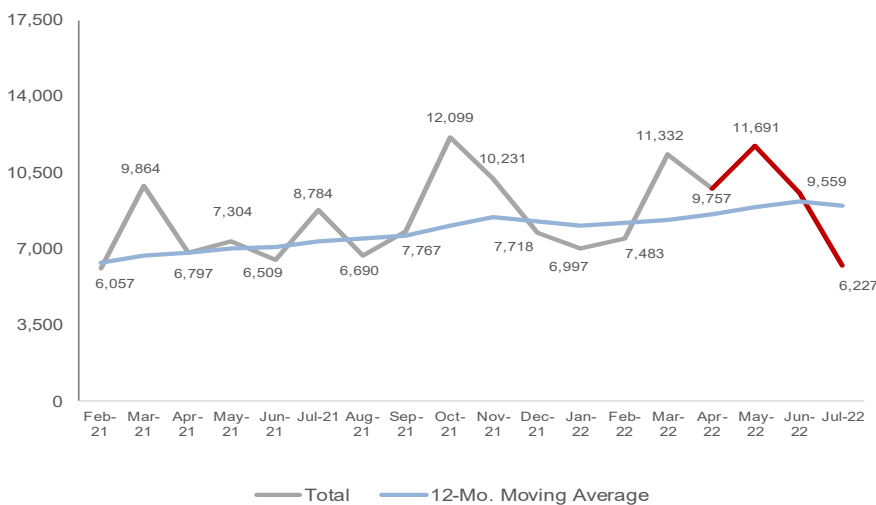
MAY 2022 – JULY 2022

ABOUT

Forecaster is a leading monthly indicator of construction contract values hitting the market in the upcoming three months. Construction start values are presented Australia-wide, broken down by civil and building construction as well as by five key states and six key building sectors/ project categories. The short-term forecast is illustrated by contrasting the immediate three month outlook against the previous three months. The longer-term trend is shown by contrasting the value of twelve months' construction starts ending three months out against the corresponding 12-month period a year earlier. Forecaster is an indispensable short-term planning tool, allowing decision makers to set realistic goals and parameters for their sales and operations teams.

SNAPSHOT

TOTAL CONSTRUCTION STARTS IN AUSTRALIA (MILLION \$)



Short-term forecast

- **4 %**

May 2022 - Jul. 2022 vs.
Feb. 2021 - Apr. 2022

Long-term trend

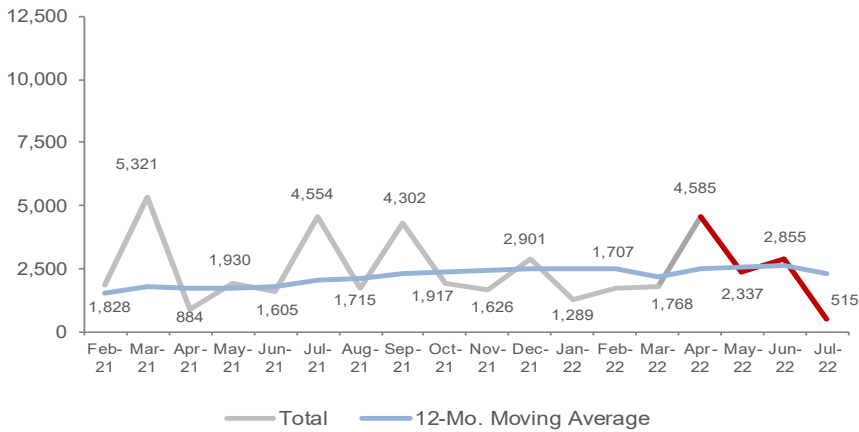
+ **23 %**

Aug. 2021 - Jul. 2022 vs.
Aug. 2020 - Jul. 2021

OUTLOOK

Facing many hurdles more than two years into the pandemic, the construction industry is struggling with critical issues that are putting pressure on firms and consumers alike. Building materials and labor shortages are both contributing to project timeline delays. Costs have also been increasing as demand rises and with the construction sector targeted as a means to spur economic growth. Moreover, it is seen that the Russia-Ukraine conflict will exacerbate price hikes due to the rise in fuel prices. Total construction starts are seen to exhibit an optimistic long-term trend and a steadily increasing 12-MMA trend, pointing to continued positive prospects. On the other hand, the short-term comparison shows a fall in construction activity in the next 3 months due to a drop in both the building and civil segments.

TOTAL CONSTRUCTION STARTS IN VIC (MILLION \$)



Short-term forecast

- 29 %

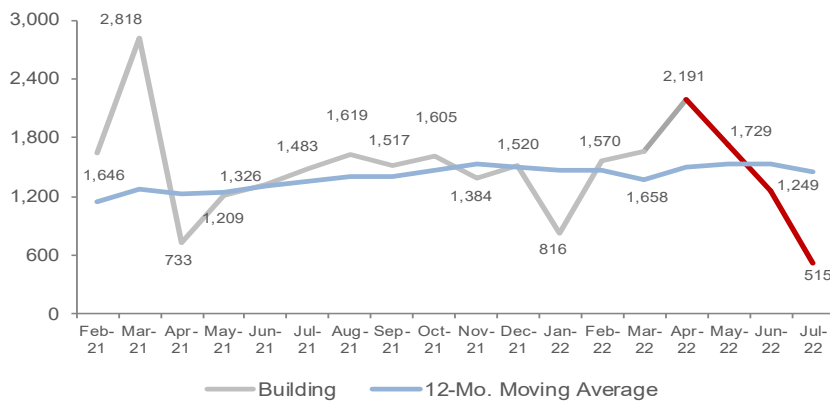
May 2022 - Jul. 2022 vs.
Feb. 2021 - Apr. 2022

Long-term trend

+ 11 %

Aug. 2021 - Jul. 2022 vs.
Aug. 2020 - Jul. 2021

TOTAL BUILDING CONSTRUCTION STARTS IN VIC (MILLION \$)



Short-term forecast

- 36 %

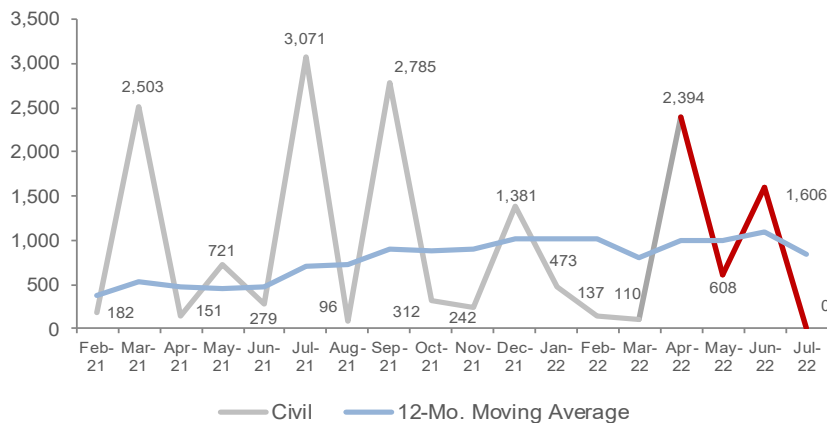
May 2022 - Jul. 2022 vs.
Feb. 2021 - Apr. 2022

Long-term trend

+ 8 %

Aug. 2021 - Jul. 2022 vs.
Aug. 2020 - Jul. 2021

TOTAL CIVIL CONSTRUCTION STARTS IN VIC (MILLION \$)



Short-term forecast

- 16 %

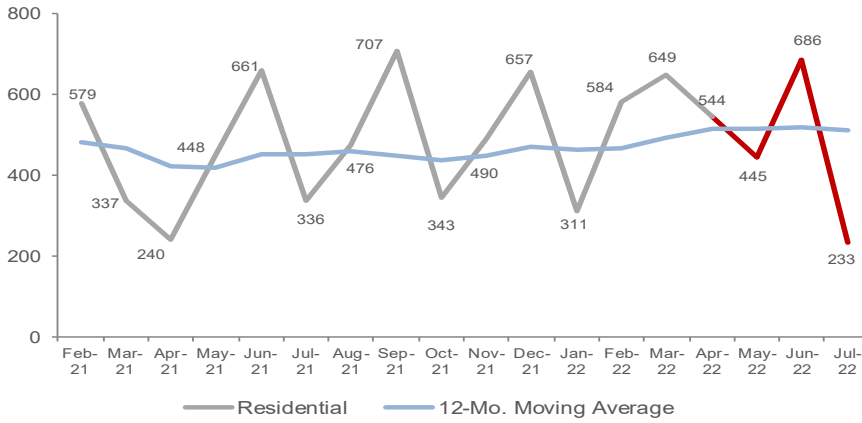
May 2022 - Jul. 2022 vs.
Feb. 2021 - Apr. 2022

Long-term trend

+ 18 %

Aug. 2021 - Jul. 2022 vs.
Aug. 2020 - Jul. 2021

TOTAL CONSTRUCTION STARTS RESIDENTIAL IN VIC (MILLION \$)



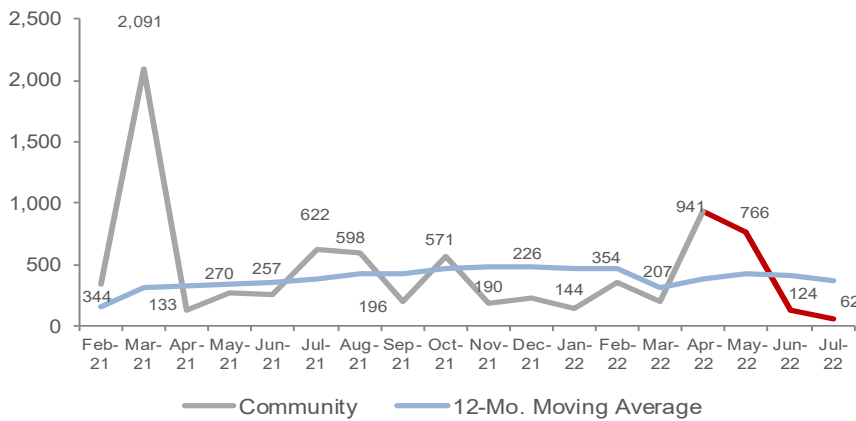
Short-term forecast

- **23 %**
 May 2022 - Jul. 2022 vs.
 Feb. 2021 - Apr. 2022

Long-term trend

+ **12 %**
 Aug. 2021 - Jul. 2022 vs.
 Aug. 2020 - Jul. 2021

TOTAL CONSTRUCTION STARTS COMMUNITY** IN VIC (MILLION \$)



** incl. Recreation and Health

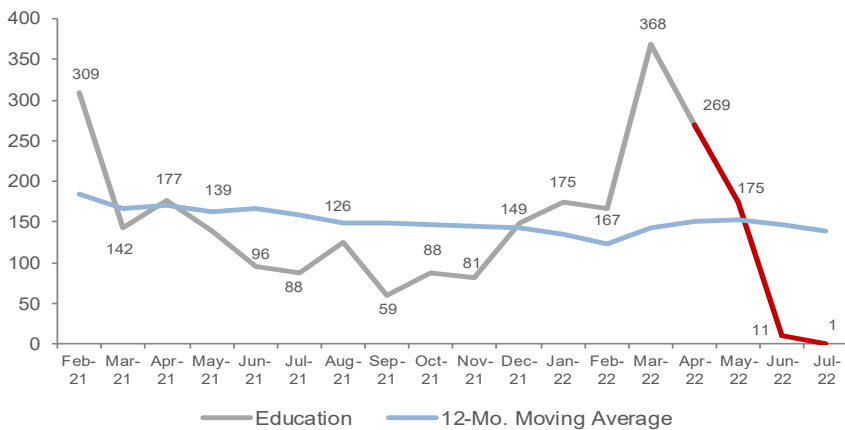
Short-term forecast

- **37 %**
 May 2022 - Jul. 2022 vs.
 Feb. 2021 - Apr. 2022

Long-term trend

- **6 %**
 Aug. 2021 - Jul. 2022 vs.
 Aug. 2020 - Jul. 2021

TOTAL CONSTRUCTION STARTS EDUCATION IN VIC (MILLION \$)



Short-term forecast

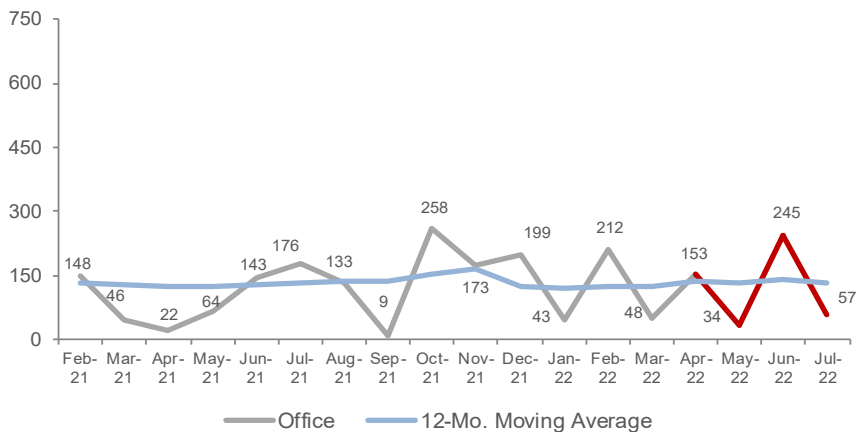
- **77 %**
 May 2022 - Jul. 2022 vs.
 Feb. 2021 - Apr. 2022

Long-term trend

- **13 %**
 Aug. 2021 - Jul. 2022 vs.
 Aug. 2020 - Jul. 2021

FORECASTER

TOTAL CONSTRUCTION STARTS OFFICE IN VIC (MILLION \$)



Short-term forecast

- **19 %**

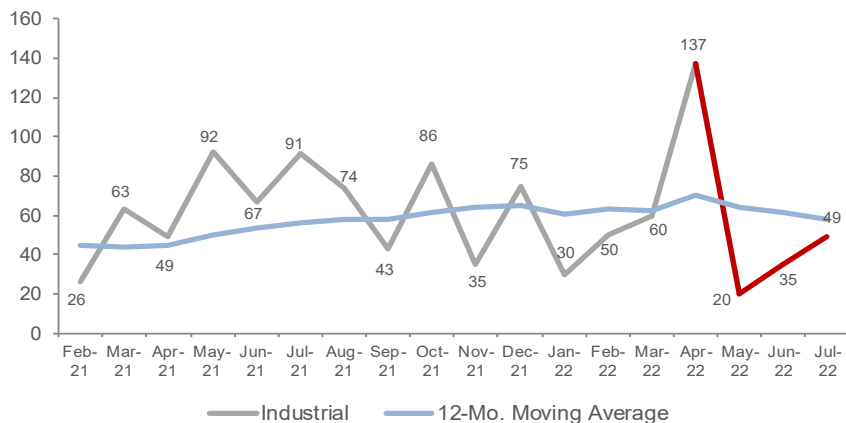
May 2022 - Jul. 2022 vs.
Feb. 2021 - Apr. 2022

Long-term trend

- **2 %**

Aug. 2021 - Jul. 2022 vs.
Aug. 2020 - Jul. 2021

TOTAL CONSTRUCTION STARTS INDUSTRIAL IN VIC (MILLION \$)



Short-term forecast

- **58 %**

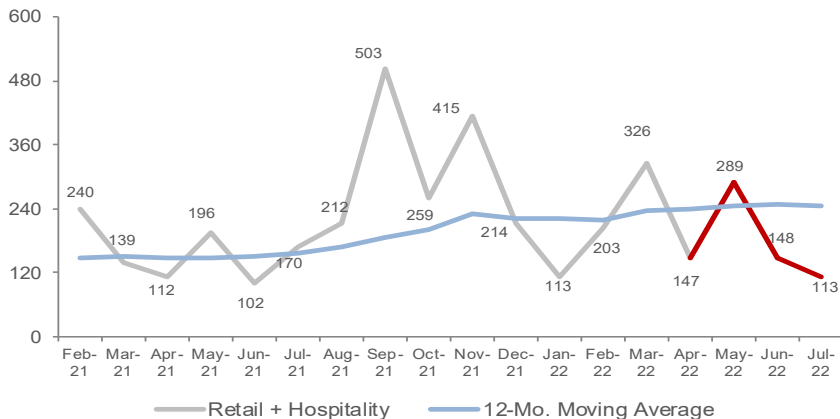
May 2022 - Jul. 2022 vs.
Feb. 2021 - Apr. 2022

Long-term trend

+ **3 %**

Aug. 2021 - Jul. 2022 vs.
Aug. 2020 - Jul. 2021

TOTAL CONSTRUCTION STARTS RETAIL/ HOSPITALITY IN VIC (MILLION \$)



Short-term forecast

- **19 %**

May 2022 - Jul. 2022 vs.
Feb. 2021 - Apr. 2022

Long-term trend

+ **56 %**

Aug. 2021 - Jul. 2022 vs.
Aug. 2020 - Jul. 2021

ABOUT BCI CENTRAL

BCI Economics is a part of the BCI Media Group Pty Ltd (trading as BCI Central), the leading group of construction information services in the southern hemisphere. BCI researches on well over 100,000 construction projects p.a. in all stages of development from early concept and design to construction. BCI bridges a critical information gap in the construction market. For building material suppliers, contractors and subcontractors, BCI is the indispensable source of project leads and market intelligence. Meanwhile, for developers and architects, BCI is a critical liaison to new sources of products and services available in the market. No other service in Australia enjoys BCI's pre-eminent reputation for providing actionable information and increasing

ABOUT BCI SERVICES

BCI Central offers a portfolio of online, real-time project leads services that can be custom-tailored to our members requirements:

BCI LEADMANAGER is designed to manage, track, share and follow up on opportunities efficiently. Created specifically for sales teams, LeadManager has become the indispensable tool for thousands of organisations across Australia and Southeast Asia.

BCI NOTIFIER utilises a game-changing push technology to lift the utility of the service to unparalleled, totally new levels. Users have the opportunity of telling the system to alert them by way of email when any number of important events have occurred on a project. The BCI Notifier means it is literally not possible to ever miss out on an important opportunity, and at the same time it saves hours and hours of futile web surfing in the search for relevant information.

BCI Economics is in the business of giving you answers to your questions. As Austral-Asia's leading construction market research organisation, our focus is on real-time hard project data. Projects are where construction market demand happens. Others may be data modellers – we at BCI are construction data miners.

BCI reports on well over 100,000 construction projects p.a. in nine regional markets including Australia, New Zealand, Singapore, Indonesia, Malaysia, Thailand, Vietnam, Philippines, and Hong Kong. With highly qualified team members on the ground, BCI has unparalleled access to live construction data going as far as 10 years back and two years ahead.

BCI's research capacity is the foundation of our unmatched ability to ascertain upcoming construction activity, by region and category, and to tell who's working on what, what technology is being employed and what products are being used. With a research team who talk to thousands of decision makers every day, we literally have our fingers on the pulse of the building industry. We have shown that we can tell whether a simple cold in construction demand is likely to blow out into a full case of construction pneumonia, or whether an upward trend will lead to a new boom.

PORTFOLIO

As part of its service to project leads subscribers, BCI offers periodic construction forecasts. These are an integral element of BCI's member services and an important aid in helping decision makers anticipate critical changes in market demand:

- **BCI FORECASTER** is a monthly report of short and long-term construction starts (as measured in their dollar value). The short-term forecast is illustrated by contrasting the immediate three-month outlook against the previous three months. The longer-term trend is shown by contrasting the value of 12 months' construction starts ending three months out against the corresponding 12-month period a year earlier. The Forecaster serves as an effective, extremely competitive short-term sales and operations planning tool.
- **BCI PIPELINE** is a quarterly report that provides leading indicators of the value of new construction projects in their early stages (from concept to documentation). It is an essential source of construction information for any organization or individual connected or concerned with the future of the construction industry in Australia and New Zealand. The BCI Pipeline Report offers more than just a general view of the construction market by revealing specific trends at regional and category levels.

FORECASTER

[Complete this form and email to subscriptions@bcicentral.com](mailto:subscriptions@bcicentral.com)

BCI Forecaster is a leading monthly indicator of construction contract values hitting the market in the upcoming three months. Construction start values are presented Australia-wide, separated into civil and building construction as well as by five states and six key building sectors. We compare the 3 month outlook with the previous 3 months and also the latest 12 months with the previous 12 months. In addition, we plot the 12 month moving average to reveal the underlying trend.

BCI Forecaster is an indispensable short-term planning tool, allowing decision makers to set realistic goals and parameters for their sales and operations teams.

Please indicate the states of interest, and whether you wish to receive a one-off report or 12 editions at a favourable subscription price.

ANNUAL SUBSCRIPTION

12 editions of Forecaster for your chosen state(s)

Member: \$ 120.00 Non-Member: \$ 240.00

CURRENT MONTHLY REPORT

One off report for the current month for your chosen state(s)

Member: \$ 30.00 Non-Member: \$ 60.00

* Prices exclude GST and are per state, each state report order will receive a complimentary National Forecaster Report.

STATE(S) OF INTEREST

Australia (National)

Victoria

South Australia

New South Wales

Queensland

Western Australia

ORDER DETAILS

BCI MEMBER

NON-MEMBER

FULL NAME: _____

COMPANY: _____

COMPANY ADDRESS: _____

TELEPHONE: _____ EMAIL: _____

TOTAL AMOUNT (Incl. GST) AUD\$ _____

PAYMENT DETAILS

I am paying by bank transfer to BCI Australia Pty Ltd.

Cheque enclosed for \$ _____

BCI Central would like to keep you informed of upcoming events and reports via email.

Opt-out for future email marketing from BCI

Please charge my credit card (please tick):

Credit card payments attract a 1% surcharge for VISA & MASTERCARD and a 2.5% surcharge for AMEX

VISA AMEX MASTERCARD

Name on card: _____

Credit card number _____

Expiry Date: _____

This document will be a tax invoice for payments under A\$ 1,000 when you have fully completed this order form and made payment.

Terms and Conditions: BCI subscribers agree to be bound by the Terms and Conditions of their current subscription agreement with BCI Central. Refunds in the event of cancellation are not available to non-subscribers.

Note: Information contained in each report is current as at the first day of the specified reporting period and has been prepared without taking your specific needs or objectives into account. Because of this you should consider its appropriateness for you before acting on this information. Although reports are prepared with utmost care and confidence, BCI Central does not warrant the accuracy or completeness of the information contained herein, and accepts no, and disclaims all, liability for any loss or damage whether occasioned by reliance on such information or otherwise. The information is subject to change without notice and BCI

BCI Australia Pty Ltd (trading as BCI Central) ABN 230 989 289 59

Suite 202, Level 2, 754 Pacific Highway Chatswood NSW 2067

T: 1300 224 287

E: contact.au@bcicentral.com

BCI
CENTRAL